



CHENZON DRIVER QUICK START

Deliveries and Pickups are assigned to drivers by their company. To complete them you need to download "CHENZON Driver App".




"WE WILL HELP
MAKE YOUR
DELIVERIES AND
PICK-UPS MORE
UNFORGETTABLE."

NEO YIANGOU, FOUNDER

1

DOWNLOAD THE APP

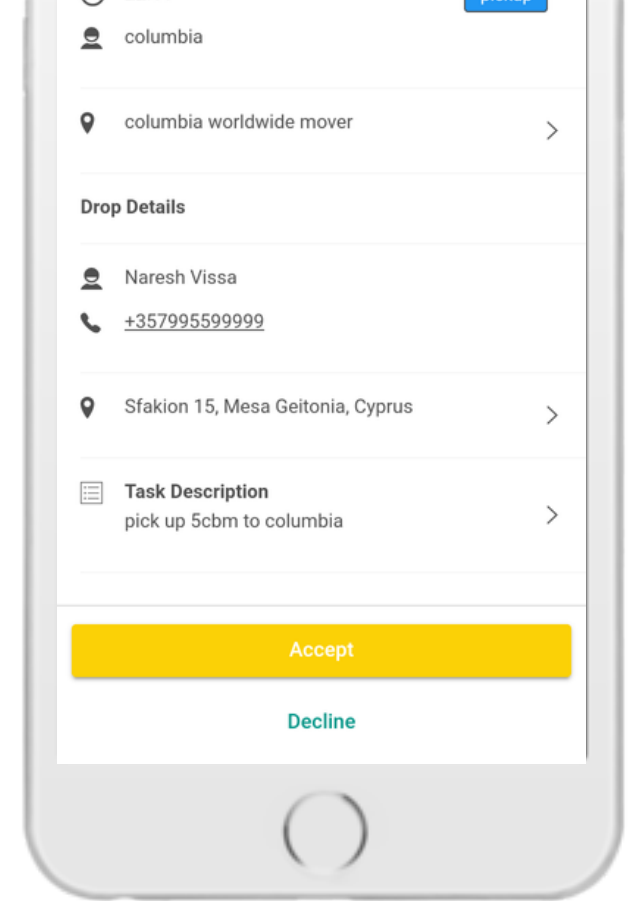
When your company adds you as a driver, you will receive an email with a download link of the "CHENZON Driver App"; or you can download it from Google Play



2

START A TASK

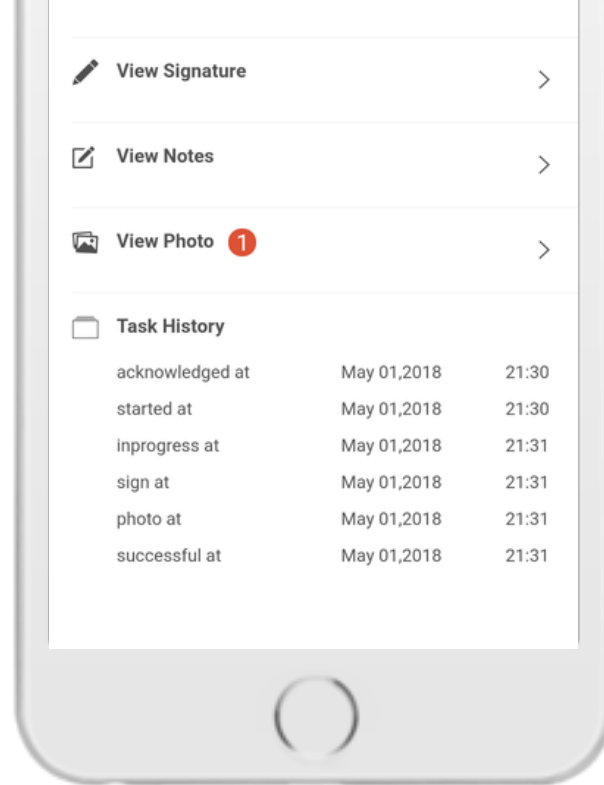
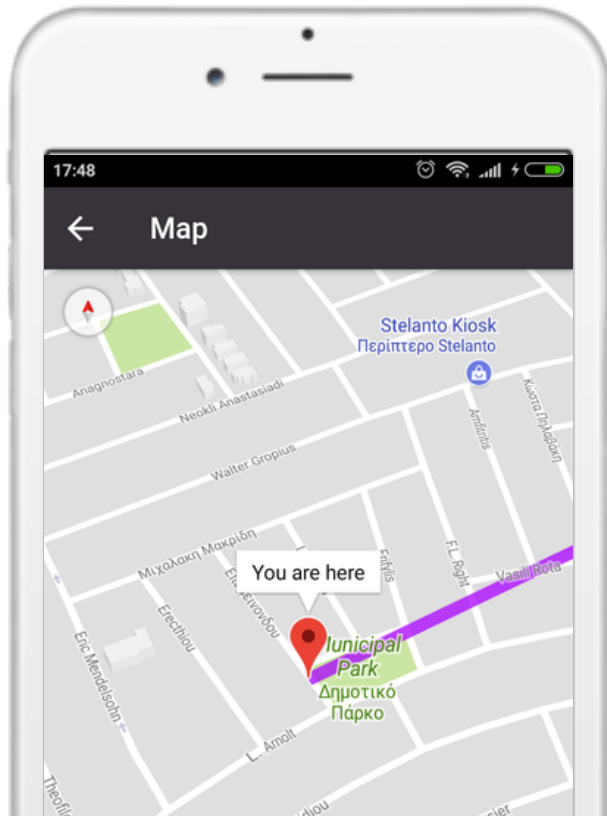
When you are assigned to accomplished a task, it will display in the App's list; click into the task to see its details and start it by clicking in the "Accept" button.



NAVIGATE TO A DESTINATION

In the detail page of the task, tap on the address to launch the map and check direction (from where “You are now” to “Pick up” address & then to “Delivery” address). Then you can choose Google Maps as your navigation app.

3



CONTACT A CLIENT & DRIVERS' ROUTE LOGS (ACTIVITY)

In the detail page of the task, tap a client's telephone number after starting a task, to call. Your Geotags and timeline activities let your clients and your company know where and when you reach destination but also, the delivery status assigned to you

4

COMPLETE A TASK

You can complete the task the same way as it is started. From the completion details screen, add notes, take pictures, ask for client's signature and click “Successful” to submit it!

5

